


Comparison of WCF Golf Croquet Draft Rules July 2013 with 2007 Edition

Diagram 1
WCF Golf Croquet. The Standard Court.



The corners are depicted by Roman numerals.

(Deletions from 2007 struck through and in red, additions underlined and in blue or green.)

1. Outline of the Game

(a) The game is played by striking a ball with a mallet. It is played as either doubles with four players or singles with two players. In doubles one side of two ~~players' plays~~ players play with blue and black balls (or green and brown) and the other side with red and yellow ~~,~~ (or pink and white), each player playing only one colour. In singles each player plays both balls of the side.

Commentary on Rule 1(a) The game may also be played non-competitively with 2 players on one side each playing one ball throughout and one player on the other side playing both balls. Doubles rules apply to both sides.

(b) The object of the game is for each side to cause either ball of its side to run hoops in a specified order. A point is scored for the side whose ball first runs the hoop in order in accordance with Rule 7.

(c) A match is a contest for the best of 1, 3 or 5 games of 7, 13 or 19 points. Each game ends as soon as one side (the winner) has scored a majority of the points to be played. Alternative endings which may be used include playing to a 2 point advantage or using a time limit. If the players leave the court or start another game having agreed which side has won, then the game has ended with the agreed result. A match ends as soon as one side has won the majority of games to be played in the match.

Commentary on Rule 1(c) (i) Two game matches may also be played, which end in a 2-0 or 1-1 score.

(ii) When playing to a 2 point advantage, depending on the game played, if the first player to 4, 7 or 10 points is not 2 points ahead play normally continues for a maximum of six more hoops or until one player has a 2 point advantage.

(iii) If time limits are being used, play may stop on the call of time, or after one more turn for each ball, or after the next hoop is scored, or some other variation, but which method is to be used is to be clearly stated before play commences. Whichever method of stopping play is used, the management may allow play to continue for one hoop if the scores are tied when play is stopped.

(d) The hoops are contested as shown in Diagram 1. In a 7 point game the first ~~7~~ 6 hoops are played and the 7th point is scored by contesting hoop 9. In a 13 point game the first 12 hoops are played and the 13th point is scored by

contesting hoop 3 again. In a 19 point game the first 12 hoops are played, then hoops 3, 4, 1, 2, 11 and 12 are played again as hoops 13 to 18 respectively. The 19th point is scored by contesting hoop 3 again.

(e) The balls are played in the sequence blue, red, black and yellow. If the alternate colours are being used the sequence is green, pink, brown and white. After whichever ball was last played, the next ball in ~~this~~the appropriate sequence is known as the striker's ball, and the owner of that ball is the striker.

***Commentary on Rule 1(e)** This rule sets the sequence in which the balls are to be played. See Rule 11 for what happens when the sequence is broken and how a new sequence is established.*

(f) Either side may score only the hoop that is the current hoop in order. When that hoop has been scored by any ball, either side may score only the next hoop in order. No points are scored for hoops that are run out of order except when the players have left the court agreeing the game has ended. Should it be discovered before the end of the game that one or more hoops have been competed for and run out of order then play stops, the last correctly scored hoop is identified and play continues after a toss. The winner of the toss plays first with either ball, while the loser decides which penalty spot D or E on diagram 3 all 4 balls are to be played from.

***Commentary on Rule 1(f)** When a hoop is scored and all balls have stopped moving the balls are played from the position they then occupy.*

(g) Two games may be played simultaneously on the same court, normally using alternative coloured balls or striped balls. If this is done all players are to be aware of the other game and are to try to avoid any conflicts. The position of balls from the other game may be marked with permission from the participants of that game. Interference between balls in different games is dealt with by Rule 9.

***Commentary on Rule 1 (g)** ~~In the commonly used alternate colours green and brown are partner balls and pink and white are partner balls. The order of play is green, pink, brown and white.~~ If other colours are to be used, the order of play should be stated before play commences. Where two games on the same court are approaching the same area of the court precedence ~~is~~ may be given to the game that started first or to the game arriving in the area first, although due consideration should be given to the game least likely to delay play. Players should be aware of the presence of the other game. Time limits would not normally be used where two games are played simultaneously on the same court.*

2. The Standard Court

2 The court

(a) The standard court

(1) The standard court is a rectangle, measuring 35 by 28 by 35 yards (32 by 25.6 by 32 metres). See Diagram 1. Its boundaries are to be clearly marked, the inner edge of the definitive border marking being the actual boundary. Diagram 1 shows the setting.

(2) The corners are known as eorners I, II, III, and IV and the boundaries as are known as the north, south, west, northeast and east, west boundaries regardless of the actual orientation of the court.

(3) The peg is set in the centre of the court. There are six hoops which are set parallel to the north and south boundaries; the centres of the two inner hoops are 7 yards (6.4 metres) to the north and south of the peg and the centres of the four outer hoops are 7 yards (6.4 metres) from the adjacent boundaries.

(b) ~~If there~~ Variations to the standard court

(1) The length and width of the court are each subject to a tolerance of +/- 6 inches (150 mm). Where more than one boundary marking is insufficient space visible and it is not obvious which one should be used, the most recent defines the true boundary or, if that cannot be determined, the innermost defines the true boundary. The actual boundary at any point is the straight line which best fits the inner edge of the boundary marking in the vicinity of that point.

(2) Each hoop and the peg may be displaced up to 18 inches (600 mm) from its standard position provided that the lines joining the centres of hoops 1 and 2, 3 and 4, and 5 and 6 remain visually parallel to the east and west boundaries, that the peg lies on the lines joining the centres of hoops 1 and 3, 2 and 4, and 5 and 6.

(3) If it is discovered that a game is being played with a hoop or the peg missing or seriously misplaced, the item should be correctly placed, and play should continue from that point with all previous legal play condoned.

(4) If the available area is too small for a full-size standard court, a smaller court or one with different proportions may be laid out. If this is done the peg is to remain on the line between hoops 5 and 6 by retaining the court proportions of five length units by four length units but using a length unit shorter than the standard 7 yards (6.4 metres). The appropriate governing body may approve other proportions and dimensions.

3. Equipment

(a) The ~~hoop uprights are to be~~ Peg

(1) The peg is a rigid cylinder with a height above the ground of round

~~metal of 18 inches (450 mm) and a uniform diameter of 5/8 inch (16 mm) above the ground. The hoops are to be no more than 1½ inches (38 mm). The tolerance for the height is +/- 1 inch (25 mm). The tolerance for the diameter is +/- ¼ inch (6 mm). The peg must be vertical, firmly fixed, and white to a height of at least 6 inches (150 mm) above the ground. It may have blue, red, black and yellow, and/or green, pink and brown, bands descending in that order from the top.~~

(2) Any time a peg is observed to not be upright it shall be made to be upright under the supervision of a referee or both sides, except when a ball is in contact with the peg, or would be brought in contact by the act of straightening in which cases the peg is not to be straightened until the ball has been played away.

(b) Hoops

(1) Each hoop is made of solid metal and consists of two uprights connected by a crown. The crown must be straight and at right angles to the uprights. A hoop must be 12 inches (305300 mm) and no less than 11 inches (280mm) in height above the ground measured to the top of the crown, vertical and firmly fixed. The crown is to be round or and must be vertical and firmly fixed. The tolerance for the height is + ½ inch / - 1 inch (+ 13 mm / - 25 mm). The uprights and the crown must have a uniform diameter above the ground of between 5/8 inch (16 mm) and 3/4 inch (19 mm), with a tolerance of 1/16 inch (1.5 mm), although minor deviations at the top and bottom are permitted. Alternatively the crown of the hoop may be of square in-cross-section, straight and at right angles to the uprights, whose sides of between 5/8 inch (16 mm) and 3/4 inch (19 mm), with a tolerance of 1/16 inch (1.5 mm) and with rounded edges. The inner surfaces are to of the uprights must be approximately parallel and not less than 3 11/16^{3/4} inches (93.795 mm) or more than 4 inches (101.4100 mm) apart. However in tournament and match play, the organising body responsible for the competition may specify the distance between the uprights. Alternatively it may specify the gap between the uprights of all hoops a ball and the inner surface of one upright when the ball is half way through the hoop and is touching the other upright. Each hoop on a court are to be must have the same to width within a tolerance of nominal width plus or minus 1/32 inch (0.8mm), and the gaps on all hoops at a height of 1 13/16 inches (46 mm) above the level of the court are to be at least 1/32 inch (0.8 mm) greater than the largest diameter of the balls in use on that court. The hoops are to be white, with 8 mm).

(2) The hoops may be left unpainted or coloured white and, in addition, the crown of the first hoop may be coloured blue. The crown and that of the 5th or the last hoop may be coloured red.

(3) Any hoop that is observed to not be upright shall be made to be upright under the supervision of a referee or both sides, except when a ball

is in contact with the hoop, or would be brought in contact by the act of straightening; in which cases the hoop is not to be straightened until the ball has been played away.

(c) The balls

(1) There are four balls, coloured blue, black, red and yellow respectively. Alternative colours, namely green, brown, pink and white, and other sets of colours or distinguishing marks are permitted. A ball must be 3 5/8 inches (92 mm) in diameter with a tolerance of +/- 1/32 inch (0.8 mm) and must weigh 16 ounces (453 g) with a tolerance of +/- 1/4 ounce (7 g). However in tournament and match play, the organising body responsible for the competition may specify additional requirements.

(2) The owner of a ball may, with permission from a referee or an opponent, lift the ball between strokes in order to wipe it, avoid interference or exchange it when it is faulty or damaged. Before removal, the position of the ball must be marked accurately.

Commentary on Rule 3(c)(2) See also Rules 9(g) and 11(a).

(d) ~~a) In clubs where other versions of croquet~~ Mallets

(1) A mallet consists of a head with a shaft firmly connected to its mid-point and at right angles to it for at least the bottom 12 inches (300 mm), so that they function as one unit during play.

(2) A grip of any material may be attached to the shaft, but neither it nor the shaft shall be moulded with an impression of any part of the player's hands.

(3) The head must be rigid. It must have essentially identical playing characteristics regardless of which end is used to strike the ball. The parts of the ends which are flat are ~~played it is permissible to have the top of a hoop other than the last coloured red~~ known as the end faces, which must be parallel and identical, though fine grooves and minor deviations are permitted. Both the end faces and their edges must be of a shape and material unlikely to damage the balls.

~~(b) The peg is to have a uniform diameter of 1 1/2 inches (38 mm) and a height of 18 inches (457 mm) above ground. It is to be vertical and firmly fixed in the ground. It is to be white to a height of 6 inches (150 mm) above the ground with blue, red, black and yellow bands descending in that order from the top.~~

~~(c) The four balls are usually coloured blue, red, black and yellow, but alternative colours or striped balls are permitted. Balls are to~~ (4) No mirrors, pointers or other devices intended to assist the aiming or playing of a stroke may be attached to any part of the mallet. However, the shaft need not be straight and the head may bear sighting lines.

(5) A disabled player may use a mallet with an appropriately modified shaft or artificial aids providing that no advantage is gained thereby compared to a player without that disability using a conventional mallet.

(6) A mallet may not be 3-5/8 inches (92 mm) plus or minus 1/32 inch (0.8 mm) in diameter, with a weight of 16 ounces (454 grams), plus or minus 1/4 ounce (7 grams). Balls are to be approved by the country of play exchanged for another during a game, unless it suffers accidental damage which significantly affects its use or, in the case of WCF events, by the WCF. Faulty or it becomes unavailable. A damaged balls may be changed at any time during a game. Where several courts are in use the balls are to mallet may only be used in matched sets. if the striker

~~(d) The head of a mallet may be of any material provided the player gains no playing advantage over wood. thereby. The end faces are to be parallel and have identical playing characteristics. Bevelled edges are not part of the end faces. a mallet is not to may never be changed during a game, unless it has suffered damage affecting its use in the game, and if so changed may not be used again in that game. except to restore its initial state following a change to it. If the head is detachable from the shaft, neither may be exchanged except as provided in this law.~~

~~(e) The dimensions given above may vary slightly, provided the equipment remains fit to play.~~

4. Accessories

The following accessories may be supplied for guidance, convenience and decoration. Any accessory impeding a player may be removed temporarily.

(a) Corner flags coloured blue, red, black and yellow may be placed in corners I, II, III and IV respectively. They are to be mounted on posts about 12 inches (305 mm) high, either up to 12 inches (305 mm) outside the court, or touching the boundary but not intruding into the court.

(b) A check fence high enough to arrest the progress of balls may be placed around the boundary and about 1 1/2 yards (1.4 metres) outside it.

(c) White pegs, sufficiently prominent to be seen across the court, may be placed on or up to 12 inches (305 mm) outside the boundary to mark the ends of the halfway lines.

Commentary on Rule 4(c) A painted or other mark should be made on the ground where the pegs are placed to enable them to be accurately replaced after temporary removal.

(d) Two sets of clips may be provided to record the scoring of hoops. One set is to be blue or black and the other red or yellow (or other colours if alternative balls are used). The appropriate colour clip may be attached to a hoop by the side scoring that hoop.

(e) Where alternative colours are used regularly, a post displaying their colour sequence may be located just off the court, or the peg may be modified to show all colours.

5. The Start

(a) The side which wins the toss plays first with the blue ball.

(b) All balls are initially played from a position on the court within a yard (914 mm) of corner IV.

Commentary on Rule 5(b) Local rules may allow for a variation in the starting area to reduce wear on corner IV. However such a variation should not be normal in tournament play. One such variation is to start on the East boundary within 3 yards of corner IV.

(c) When a match consists of more than one game, the players retain the same balls and the loser starts the next game with either ball of the side.

(d) Where a competition calls for more than one round of matches the winning of the toss may alternate between rounds.

(e) A game starts when a player strikes or attempts to strike a ball with the intention of starting the game.

(f) Balls are outside agencies until they are played into the game in accordance with this rule. If it is noticed that a wrong ball has been played before all 4 balls have been played into the game, Rule 11 does not apply and the game reverts to its state after the last turn played correctly in sequence.

(g) If the striker commits a non-striking fault before the ball is played in one of the first four turns of the game the ball remains an outside agency until it is played from the starting area in a later turn.

(h) If the striker commits a striking fault in one of the first four turns of the game, the ball has been played into the game irrespective of whether the opponent chooses to leave it where it stopped or to have it replaced in the position it occupied before the fault was committed.

6. The Turn

(a) Each turn consists of a single stroke and its consequences, ending when all balls moved in the turn have stopped moving or have left the court. A stroke is played when the striker strikes the striker's ball with a mallet. The accidental touching of a ball with the mallet by the striker while preparing to play a stroke counts as a stroke (or a fault). If a player while attempting to play a stroke makes contact with another ball before hitting the striker's ball, the first contact is a non-striking fault, not the playing of a wrong ball.

Commentary on Rule 6(a) (i) A turn starts when the striker strikes the striker's ball and ends when the balls have come to rest or left the court. The next turn starts when the next striker strikes that striker's ball. Between the two turns there is a brief period while the new striker takes up position or while the players make decisions about balls off the court, ~~offside~~off-side or that ~~were~~had been involved in a fault. This period is not part of either turn.

(ii) While the striker is preparing to play a stroke, touching the striker's ball with the face of the mallet is a stroke, touching the striker's ball with another part of the mallet is a striking fault, while touching another ball is a non-striking fault.

(b) A player may not deem a stroke to have been played.

(c) An attempt to strike a ball which fails to touch it (an "air swing") is not a stroke or a fault and unless a non-striking fault is committed the player is still the striker.

(d) As a result of a stroke the striker's ball may run a hoop in order and score a point, or points if two hoops are run in order, or may cause other balls to move and score a point or points.

(e) When two sides play simultaneously or nearly simultaneously, so that two balls are in motion at the same time, the striker is deemed to have played first irrespective of the actual order in which the two strokes were played and the other side commits a non-striking fault. If the commission of the fault affects the outcome of the striker's play, the striker may choose to have all balls affected by the fault replaced in the positions they occupied before the strokes were played and to replay the turn. If the striker's ball runs a hoop in order or causes another ball so to do after being affected by the fault, the striker may choose to waive the fault and score the point and, in that case, the other side does not lose its next turn.

-

(f) When both players of a side play simultaneously or nearly simultaneously so that two balls are in motion at the same time the striker's play stands and the partner has committed a non-striking fault. No replay is permitted.

(g) A ball leaves the court and becomes an outside agency if more than half of it crosses the boundary. It remains an outside agency until it is next played. Unless it is directed to be moved as an offside ball it is played from the point where it crossed the boundary. A player may request that a ball off the court be placed on the boundary, or that the position be marked, before any turn. The referee or in the absence of a referee the ball's owner is to determine the spot where the ball is placed.

Commentary on Rule 6(eg) The exact position of a ball placed on the boundary will be important if a player is seeking to block its line of play or wishes to know if it will become ~~offside~~ off-side if the hoop is made. In such cases the player is entitled to ask for the placement before playing. A ball that has been placed on the boundary and is moved before it is played, is returned and played from the place where it left the court, except when it becomes offside and is directed to be moved.

(fh) If a ball cannot be placed on the boundary because of the presence of another ball, it is to be placed after the other ball has been played. However, if the ball to be placed will be played before the other ball, it is placed on the boundary in contact with the other ball as near as possible to where it would otherwise be placed.

Commentary on Rule 6(fh) The unusual situation described here covers the case of a ball rushing another ball off the court and either remaining just on the court itself or leaving the court at the same spot. If the rushing ball is still on the court and interferes with the placement, the ball off the court is placed in contact with it and played from that contact position. If both balls leave the court in the same spot, the second one to play is placed after the first ball has been played.

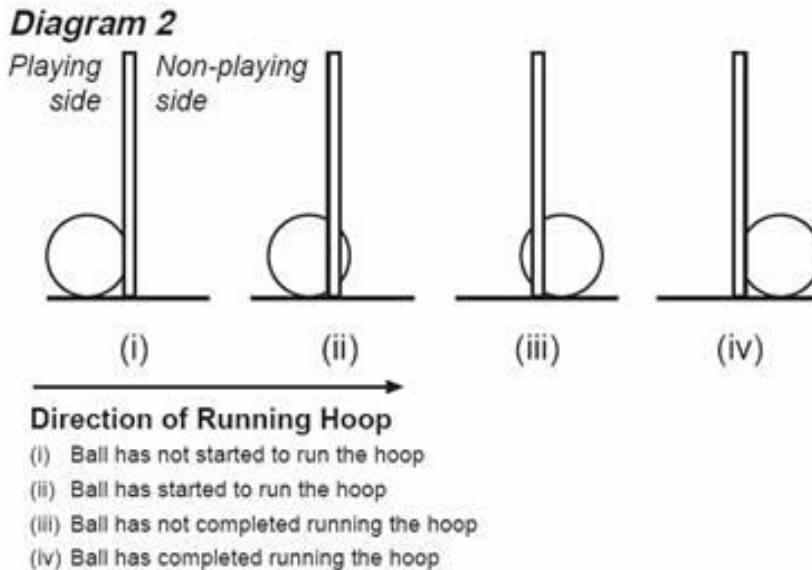
(gi) If a ball placed on the boundary obstructs the playing of another ball, it is temporarily removed.

Commentary on Rule 6(gi) A ball that has left the court is an outside agency until it is played. As an outside agency it is to be moved if it may interfere with the playing of a stroke.

(hi) If a ball moves after its position has been agreed, it is to be returned to the agreed position. The position of the ball is agreed if the next player has played or if the position of the ball has been agreed by a referee or the players.

7. Scoring a Point

(a) A ball scores a point by passing through the correct hoop in the order and direction shown in Diagram 1. This is known as running a hoop. If a ball first enters its hoop in order in the direction opposite to that shown in Diagram 1, it cannot score the point for itself in the same turn. If it has so entered, it cannot score the point in a subsequent turn unless it stops in a position in which it has not started to run the hoop.



(b) Running a hoop is illustrated in Diagram 2. The ball starts to run a hoop as soon as the front of the ball breaks the plane of the non-playing side of the hoop. It completes the running if it stops clear of the plane of the playing side.

(c) A ball may run a hoop in one or more turns.

Commentary on Rule 7(c) (i) If a ball enters a hoop in order from the playing side but stops in the hoop, and in a subsequent turn the ball's owner commits a striking fault on the ball, the ball must start running the hoop again before it can score the hoop.

(ii) If a ball enters a hoop in order from the playing side but stops in the hoop, and in a later turn the opponent hits it out of the hoop in a turn which allows the balls to be replaced, then the ball can complete the running of the hoop from that position.

(d) If a stroke causes more than one ball to run the hoop, the ball nearest the hoop before the stroke scores the point.

(e) If a ball jams in a hoop in contact with both uprights, the hoop is to be adjusted, or if the ball is too large it is to be replaced. The player who played the turn in which the ball became jammed then chooses to replace any balls moved and replay the turn or to have the balls left as they finished with the ball in the jaws of the hoop.

8. Advice

(a) In doubles play, players may advise their partners and assist in the playing of a stroke by indicating the direction in which the mallet should be swung. However, when the stroke is actually played, the partner is to stand well clear of the striker or any position which might assist the striker in gauging the strength or direction of the stroke.

(b) If asked, a player is to tell an opponent the score, which hoop is next in order, which ball ~~is to play, and~~ was played last, or how any ball over the halfway line reached its position.

(c) If a player acts on incorrect information given by the opponent and it is discovered before the player plays the same ball again, the player shall have the choice of a replay or allowing the play to stand, including any points scored in order.

(d) A player may not give tactical advice to the opposing side. If such advice is given Rule 14(a)(2) applies. Players on the opposing side may choose to act on the advice or to ignore it.

(e) While advice, other than encouragement should not be given from off the court, a player is entitled to act on such advice.

Commentary on Rule 8(e) Management, rather than players should seek to prevent off-court advice. Local Rules, with management permission may allow advice from off the court.

9. Interference

(a) Loose impediments on the court may be removed. Examples include worm casts, twigs, leaves, nuts, refuse and similar material.

(b) The striker is entitled to relief from damage on the court, which is not a normal feature of that particular court nor is a consequence of ball damage, if in the opinion of both players or of a referee it affects play. The damage is to be repaired if possible. If this is impractical the balls may be moved so as to give

the striker no advantage. A ball so moved but not affected by the stroke is to be replaced after the turn has ended.

***Commentary on Rule 9(b)** Holes that result from patchy grass cover should be thought of as normal features, whereas holes formed by weed repair or mallet damage are not normal features. Holes or runs in the lawn caused by repeated ball movement, particularly in hoops should be treated as normal features of an indifferent court. Although a sprinkler head hole may be considered to be a normal feature of that court, it is an outside agency.*

(c) Where a fixed obstacle outside the court interferes with a striker's swing or where the ground levels outside the boundary prevent the striker from adopting a level stance, the striker, with the consent of the opponent or referee, may move the ball to a point on the line connecting the point where the ball lay and the striker's intended target. The ball may be moved only the minimum distance to avoid the obstruction or uneven ground. If other balls lie within a yard (914 mm) of the original position of the striker's ball and are likely to interfere with the passage of the striker's ball, they are to be moved an equal distance into the court, parallel to the line of play, before the stroke is played, so that their relative positions remain the same. If such balls are not disturbed by the striker's ball, they are to be replaced after the turn has ended.

***Commentary on Rule 9(c)** Where a boundary is close to a fence line or similar obstruction it is acceptable to move the boundary and corner hoops towards the centre line by 18 inches or more if that will make room for players to swing unimpeded.*

(d) An outside agency is any agency unconnected with the game. Examples include animals, spectators, a referee other than the players, the players or equipment from another game, accessories, a ball off the court or a ball directed to be played from a penalty spot and other stray objects. Neither loose impediments nor weather are outside agencies.

(e) If an outside agency or weather moves a stationary ball, it is to be replaced before the next stroke.

(f) If an outside agency interferes with a moving ball during a turn while the outcome of the stroke is still in doubt, any balls moved by the stroke are to be replaced and the stroke is to be replayed. If the outcome of the stroke is not in doubt, the ball that suffered interference is to be placed where it would otherwise have stopped.

***Commentary on Rule 9(f)** The outcome of a stroke that suffers interference is in doubt if there was a reasonable chance that the ball would have finished in a*

critical position (hoop running or blocking position), would have cleared a ball from a critical position or would have run a hoop. If there is little chance of one of these happening then the outcome is not in doubt, even though the exact finishing position would be unknown. ~~If a moving ball hits a ball that is an outside agency that was stationary before the stroke was played then the outcome cannot be considered to be in doubt. If the outside agency ball was on the line of play before the turn it should have been marked. So if it wasn't marked it may be assumed to have not been on the line of play, the play was a poor shot and a replay should not be allowed.~~

(g) ~~After interference~~ A player may lift a moving ball, with or without permission in order to prevent it being struck by an outside agency.

(h) If an outside agency, other than a scoring clip, is in place before a stroke is played, and the outside agency is hit by a moving ball, then Rule 9(f) does not apply. The opponent has the choice of leaving the moving ball where it stopped or of placing it where the opponent felt it would have stopped if there had been no interference. ~~cannot~~ In particular no replay is permitted.

(i) When attempting to run a hoop if the ball makes contact with a clip that is attached to the hoop the ball remains where it comes to rest, there is no replay and no hoop point is scored

(j) After suffering interference a moving ball may not cause a stationary ball to move ~~and any such~~. Any ball so moved is to be replaced.

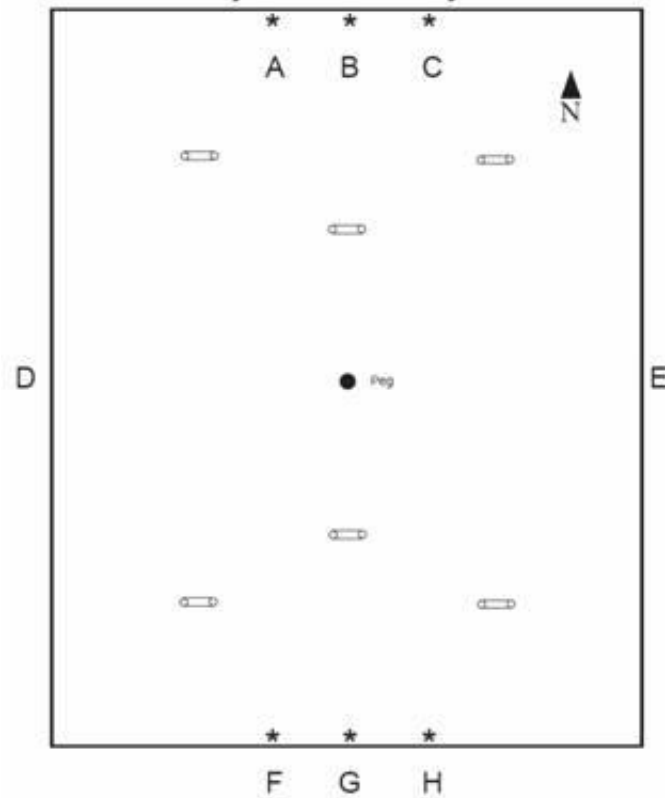
(k) No point may be scored for any ball through interference.

10. ~~—~~ The Halfway Rule Offside Balls

(a) Between a hoop just scored and the next hoop in order there is a line called the halfway line. The halfway lines for each hoop are shown in Diagram 3. AF is the line halfway between the centre lines of hoops 1 and 2, and hoops 5 and 6. CH is the line halfway between the centre lines of hoops 5 and 6, and hoops 3 and 4. BG is the line through the centres of hoops 5 and 6. DE is the line through the peg that is perpendicular to the East and West boundaries. They apply as follows:

When the next hoop in order is	The Halfway Line is
7 & 17	AF
3, 9 & 15	BG
5 & 11	CH
All Others	DE

Diagram 3
Halfway Line and Halfway Points



(b) At the end of a turn in which a hoop point was scored, any ball, all of which is resting beyond the halfway line for the next hoop in order is an offside ball unless it reached its position as a result of :

- (1) the stroke just played; or
- (2) a stroke, wrong ball play or fault played or committed by an opponent, or however this exemption does not apply to a ball whose owner misses a turn in that position because of a non-striking fault; or
- (3) contact with an opponent's ball, however this exemption does not result from a ball played away from an opponent's ball with which it was in contact, unless it moves that ball in the stroke; or
- (4) being directed to a penalty spot.

~~**Commentary** — **Rule 10(b)(4)** A ball that has been directed to be played from a penalty spot, but which has not been placed there, may apparently become an offside ball even though it has not been moved, if it or the penalty spot is in an offside position. Such a ball is an outside agency until it is played from the penalty spot to which it was originally directed.~~

~~*Example:* When blue runs hoop 1 yellow is offside between hoops 6 and 3. Yellow is directed to be played from penalty spot E but is not moved there immediately. Red now runs a long hoop 2. Yellow is lying in an~~

~~offside position now for hoop 3. But as it had been directed to play from penalty spot E this rule requires that it is played from that spot.~~

Commentary on Rule 10(b) Unless it can be clearly seen that all of a ball is over a halfway line, the ball should be ruled as not over the halfway line.

(c) (1) Before the next stroke is played, the opponent of the owner of an offside ball is entitled to direct that the offside ball is next to be played either from where it lies or from either penalty spot D or E in Diagram 3 as chosen by the opponent. A ball that is directed to be played from a penalty spot is an outside agency until it is played.

Commentary on Rule 10(c)(1) An offside ball only becomes an outside agency if it is directed to be played from a penalty spot. Once it has been directed to be moved it may be left where it is, sent towards the penalty spot or placed on the spot. However as an outside agency it ~~should~~ is to be moved ~~if it is likely to interfere,~~ at any player's request, to avoid interference with play. A ball so directed remains an outside agency until it is next played from the directed penalty spot.

(2) If the owner of an offside ball plays before the opponent has given a direction under Rule 10(c)(1) and before the opponent has played, the opponent may require the stroke to be replayed after Rule 10(c)(1) is applied. Before the stroke is replayed any balls moved by the first stroke are replaced. A player required to replay a ball under this Rule, is no longer entitled to rule on an opponent's offside ball at the same hoop. Reference to play by the owner of an offside ball in this rule includes play by the partner in a doubles game and play of either of the owner's balls in a singles game.

11 Playing a Wrong Ball

~~(a) If the striker plays any ball other than the striker's ball or~~ If any player ~~other than the striker plays any ball as though it were~~ believes that ~~player's turn,~~ a wrong ball ~~has~~ may have been played, play

~~(b) (1) In a singles game, if the striker plays the partner ball the opponent or the referee should stop play before the next turn. No points are scored and any balls moved are replaced and the striker then plays~~ be stopped while the correct ball ~~To avoid delay the opponent or the referee should stop~~ next play if the striker is about to play the partner ball to allow the correct ball to be played.

~~(2) In a singles game, if the striker commits the equivalent of a striking fault while playing the partner ball, the striker's turn ends without a replay. In~~ is discovered using this case the opponent chooses whether the balls remain where they stop or are replaced where they were before the turn. No points are scored and as the sequence has been broken the opponent may play either ball of the side rule.

~~(b) (3) In all other cases of wrong ball play, if play is stopped before the opponent has played, the opponent chooses whether to leave any balls moved where they stop, or to have all balls moved replaced where they were before the wrong ball was played. No points are scored, and as the sequence of play has been broken the opponent may play either ball of the side. Neither a referee nor an opponent should stop play before a wrong ball is played, except when a partner ball is played in singles. If the striker,~~

~~**Commentary** — **Rule 11(b)** When the striker plays the partner ball in a singles match the striker has played when entitled to play with a ball the striker is entitled to play, but out of sequence. If the equivalent of a fault is NOT committed this play of the partner ball is now excused, although Rule 14(a)(7) provides a penalty for deliberate or repeated playing of the partner ball. All other forms of wrong ball play involve playing a ball the player is not entitled to play or playing when the player is not entitled to play. Such play is not excused. The opponent chooses where the balls are to be played from and which ball of the side plays next. There is no other penalty.~~

~~(e) If a wrong ball is played but play is not stopped before the opponent has played, there is no remedy and any points scored for any ball are scored for the owner of the ball. Then:~~

~~(1) In a singles match play continues until a wrong ball play is identified, when Rule 11(b) is by Rule 1(e), has played any ball other than the striker's ball, then a wrong ball has been played and~~

~~(1) if the ball belongs to the striker, no points are scored for any ball, the ball and any other ball moved are replaced, and unless Rule 13 would have applied, or the correct ball is played, or~~

~~(2) In a doubles match, if the opponent played the stroke with a ball the opponent is permitted to play under Rule 1(a), play continues in ball does not belong to the striker, no points are scored for any ball and the opponent(s) may choose to have the balls replaced or left where they stopped and to restart the sequence following that ball. If the opponent played with a with either ball they are not permitted to play under Rule 1(a) of their side.~~

~~(c) If the striker's partner has played, then a wrong ball has been played, and Rule 11(b)(3) is applied.~~

~~**Commentary** — **Rule 11 (e)**~~

~~*(i) In a doubles match, when a ball is played out of sequence by its owner and* (1) if the ball belongs to the striker's partner, no points are scored for any ball, the ball and any other ball moved are replaced and, unless Rule 13 would have applied the correct ball is played, or~~

~~(2) if the ball does not belong to the striker's partner, no points are scored for any ball and the opponents may choose to have the balls replaced or left where they stopped and to restart the sequence with either ball of their side.~~

~~(d) If any other player has played, no points are scored for any ball and the opponent of the player of the wrong ball may choose to have the balls replaced~~

or left where they stopped and to restart the sequence with either ball of their side.

(e) If, when play is stopped, it is discovered that the ~~players should check~~ last player had played a ball which belongs to ~~see if~~ them but that the previous ~~ball~~ stroke was played by the opponent with a ball that did not belong to their side, then the last stroke condones the previous error and all points scored in ~~sequence~~ these strokes are valid, subject to Rule 13. Play then continues by ~~its owner~~, the opponent playing the ball that follows in sequence from the ball played last.

(f) If ~~it had~~ one or more wrong balls have been played ~~correctly, or that is not known, the provisions of Rule 11(b) apply. However if the previous ball had been played out of sequence with the ball~~ but play is not stopped immediately then all points scored are counted for the owner of the relevant balls and play continues until the game ends or a wrong ball play is identified. Only the wrong ball play discovered immediately before ~~that, then the last ball played has established a new~~ play is stopped is dealt with, using Rule 11 (b), (c), or (d) as appropriate.

(g) If a ~~sequence. Any earlier play has no bearing on the question~~ of wrong ball plays is followed by a ball played in sequence, all of the play is condoned, and play is to continue in sequence.

~~*For example if the following sequence of play occurred in a doubles match, each ball played by its owner, —blue, red, blue, yellow, black(hoop run), red—and the out of sequence play by red is now noticed—then we check to see if black was played in sequence—it was not—so red’s play stands as the start of a new sequence—also red’s play means there is no remedy for earlier wrong ball play and so black’s hoop stands.*~~

~~*Note that the playing of yellow in this series of plays, means there is no remedy for the playing of blue, the playing of black means there is no remedy for the playing of yellow, and the playing of red means there is no remedy for the playing of black.*~~

~~*(ii) In a doubles match, if a ball is played by a player other than its owner, regardless of what has happened before, a wrong ball has been played and Rule 11(b)(3) applies. If there had been any wrong ball play prior to that there is no remedy for that.*~~

~~*(iii) Had the series —blue, red, blue, yellow, black(hoop run), red— been played in a singles match, when red’s out of sequence play is noticed, it is excused by Rule 11(b)(1), any balls moved by the playing of red, are returned and yellow is played—however Rule 11 (c) says there is no remedy for earlier wrong ball play, so black’s hoop stands.*~~

~~*The wrong ball rule will sometimes advantage the original wrong ball player, and sometimes the other player, but it is a straightforward resolution of the situation that does not require lengthy investigation.*~~

(h) A player or referee should forestall a player if the player is about to play a stroke in which Rule 11(b)(1) or Rule 11(c)(1) applies, but in no other circumstances.

12. Non-striking Faults

(a) A non-striking fault is committed if a moving ball touches any part of a player, or the player's mallet ~~or~~, clothing or personal property, or a player touches, moves or shakes a stationary ball, with any part of the body, clothes or mallet either directly or by hitting a hoop or the peg, except when:

(~~ii~~i) the striker touches the striker's ball with the mallet when playing a stroke, or

(~~iii~~ii) a player touches a ball in accordance with these Rules or marks or cleans it with the permission of the opponent or referee, or

(~~iv~~iii) a player plays a wrong ball, or

(~~v~~iv) the ball is an outside agency.

Commentary Rule 12(a)(~~i~~i) *If while attempting to play a stroke the striker touches another ball with the mallet, body or clothes, **before** hitting the striker's ball, the non-striking fault coming first cancels the stroke. In effect the striker has not had a turn. See also Rule 12(c)(~~4~~+). Any balls moved in this play, whether directly from the touch on another ball or from the resulting hit on the striker's ball, are subject to the opponent's choice under Rule 12(c)(1). As the striker's attempt to play the turn is cancelled the same player is still the striker. The turn the striker loses under Rule 12(c)(~~5~~4) is the turn the striker has attempted to play. The owner of the next ball in sequence becomes the striker. There is no further penalty. This is addressed again in the commentary on Rule 13(a)(11)&(12).*

(b) A non-striking fault is also committed if a player causes damage to the court that, before it is repaired, is capable of affecting a subsequent stroke played over the damaged area, except when the striker ~~commits~~is playing a ~~striking fault~~stroke.

Commentary Rule 12(b) *This ~~now~~ includes damage in an air swing, or any careless use of mallet, feet or other equipment. Damage that breaks or dents the surface, so that a ball rolled gently over the damage may change direction, would be a fault. Damage that scuffs the surface but would not cause a ball to ~~bobble~~change direction is not a fault, nor is damage outside the boundary of the court. A referee or a player should immediately repair such damage, although the assessment is made before the damage is repaired.*

(c) Action after a non-striking fault

(1) If a non-striking fault affects one or more stationary balls, the opponent chooses whether to leave them where they stop or to have them all replaced where they were before the fault was committed.

(2) If a non-striking fault affects a moving ball, the opponent chooses whether to leave the ball and any other balls moved because of the fault where they stop, or to have the moving ball placed where it would have stopped and ~~all~~the other balls moved replaced where they were before the fault was committed. However, if the outcome of the stroke was in doubt when a non-striking fault committed by the striker's opponent occurred, the stroke is to be played again.

Commentary on Rule 12(c)(2) (i) *The option to replace any balls moved after a non-striking fault applies only to balls moved because of the fault.*

(ii) The outcome of a stroke affected by a non-striking fault is in doubt if there was a reasonable chance that the ball would have finished in a critical position (hoop running or blocking position), would have cleared a ball from a critical position or would have run a hoop. If there is little chance of one of these happening then the outcome is not in doubt, even though the exact finishing position would be unknown.

(3) No points may be scored by any ball by a non-striking fault.

(4) The side that commits the non-striking fault loses its next turn. Should a non-striking fault be committed by the striker's side, before the striker's turn is played, then the turn lost is the current turn.

(5) If a non-striking fault is committed but play is not stopped before the opponent has played a stroke there is no remedy, and play continues as if the fault had not been committed.

~~**Commentary** — **Rule 12(c)(2)** *The option offered in Rule 12(c)(2), to replace any balls moved after a non-striking fault affects a moving ball, applies only to balls moved by the fault. For example, red is played to rush blue away from a hoop position; red deflects off blue and hits yellow; and blue is cut forcefully into the opponent's mallet, rebounding from the mallet to hit black. The owner of red and yellow may choose to leave the balls where they finish; or may choose to have black returned to where it was and blue placed where it would probably have come to rest; and as red and yellow were not affected by the non-striking fault they remain where they stopped. In either case as black misses a turn, yellow is played next. See the comment on Rule 9(f) on an outcome in doubt.*~~

~~**Rule 12 (c)(5)** *This rule still*~~ **Commentary on Rule 12 (c)(5)** *This rule says there is no remedy if play is not stopped after a non-striking fault and before the opponent plays. But Rule 12(c)(3) does not permit a hoop to be scored by such an action. It is unlikely that a non-striking fault that was not noticed immediately would cause a ball to run the hoop in order. However, if it did happen and was*

noticed when the ball's owner came to play it, Rule 12(c)(5) says there is no remedy so the offender does not miss a turn, and Rule 6(h) says the ball is to be moved back to its agreed position (not through the hoop).

13. Striking Faults

(a) A striking fault can only be committed from the time the striker's ball is struck by the mallet until the striker leaves the stance under control. It is a fault if, in striking, the striker:

(1) touches the head of the mallet with a hand;

(2) rests the shaft of the mallet or a hand or arm on the ground or an outside agency;

(3) rests the shaft of the mallet or a hand or arm directly connected with the stroke against any part of the legs or feet;

(4) causes the mallet to strike the striker's ball by kicking, hitting, dropping or throwing the mallet;

(5) strikes the striker's ball with any part of the mallet other than an end-face, either (i) deliberately; or (ii) accidentally in a stroke which requires special care because of the proximity of a hoop or the peg or another ball;

(6) "double taps" the striker's ball by striking it more than once in the same stroke or allows the striker's ball to retouch the mallet;

(7) causes the striker's ball to touch a hoop or the peg while still in contact with the mallet;

(8) causes the striker's ball while still in contact with the mallet, to touch another ball, unless the balls were in contact before the stroke;

(9) strikes the striker's ball when it lies in contact with a hoop or the peg otherwise than in a direction away therefrom;

(10) moves or shakes a ball at rest by hitting a hoop or peg with the mallet or any part of the body or clothes;

(11) maintains contact with the striker's ball by pushing or pulling the ball with the mallet;

~~(11)~~

(12) touches a ball other than the striker's ball with the mallet;

~~(12)~~

(13) touches a ball with any part of the body or clothes;

~~(13)~~

(14) plays before the previous turn ends;

~~(14)~~

(15) plays any stroke in which the mallet causes damage to the court that, before it is repaired, is capable of affecting a subsequent turn played over the damaged area.

Commentary

Commentary on Rule 13(a) *The striking period ends when the striker 'leaves the stance under control'. This is a matter for the referee to decide and is intended to penalise a striker who plays a stroke in such a way that a ball is likely to rebound onto the mallet or clothing and, to avoid this, jumps out of the way and lands or falls on yet another ball.... There are three cases where the striker is not under control:*

1 jumping to avoid a moving ball

2 playing in an off balance position and falling out of the stance;

3 disturbing a ball he was trying to avoid when leaving a stance restricted (or changed) because of the presence of another ball.

Providing the striker's body leaves the stance under control the striking period can be considered to end when the striker begins to withdraw the mallet after the stroke. If the mallet touches another ball or causes one to move by touching a hoop while being withdrawn in control such a touch is a non-striking fault, and the stroke stands. However, if the mallet touches a ball or causes one to move by hitting a hoop, while the striker is leaving the stance without control, a striking fault is committed (Rule 13(a)(10) or (12)) and the hoop would not count.

Commentary on Rule 13(a)(4) *Although a striking fault can occur only after the striker's ball is struck, and the actions covered by this rule occur before then, it is when the ball is struck as a result of one of these actions that it becomes such a fault.*

Commentary on Rule 13(a)(6) *A "double tap" is likely to occur if a gentle shot is played with excessive follow through, or if a hard shot is played along the line of two balls close together. In the latter case if the two balls are less than 5cm apart a hard shot is likely to cause a "double tap", even if played as a stun shot. Played with follow through a "double tap" may occur even if the balls are 15 cm or more apart. The excessive distance travelled by the striker's ball will indicate this. Playing at an angle to the line of centres will reduce the likelihood of a "double tap".*

Commentary on Rules 13(a)(11) & (12) Note that if the striker's mallet or body touches another ball before hitting the striker's ball a non-striking fault is committed. If the mallet or body touches another ball after hitting the striker's ball but before leaving the stance a striking fault is committed. Under these rules both have the same consequences, so the distinction in this case is no longer important, except for Rules 16(f) and (g). If the contact occurs after the striker has left their stance then the stroke is valid, any points made are scored, but a non-striking fault has subsequently occurred.

Commentary on Rule 13(a)(14) See the comment on Rule 12(b), but note that for this damage to be a striking fault it must be caused by the mallet. Damage caused by a ball is not a striking fault.

(b) Action after a striking fault

(1) If the fault is noticed before the opponent has played a stroke the opponent chooses whether the balls remain where they stop after the fault or are replaced in the positions they occupied before the fault was committed. In either case no point is scored for any ball.

(2) Otherwise there is no remedy, and play continues as if the fault had not been committed.

(3) If a player commits a non-striking fault on a ball that is still moving after a striking fault has been committed by the other side, any balls moved are to be replaced where they were before the striking fault was committed and the side that committed the non-striking fault loses its next turn.

Commentary on Rule 13(b)(3) When a player commits a striking fault and then while one of the balls is still moving it hits an opponent a non-striking fault has also occurred. As both sides are entitled to direct where the balls are to be played from, this rule resolves the conflict. However, should a player commit a striking fault and then the same player or the partner commit a non-striking fault on a ball still moving, Rules 12(c) and 13(b)(1) cover both faults without contradiction.

14. Etiquette

(a) Players are responsible for maintaining good standards of behaviour towards other players, equipment, courts and spectators. ~~Examples of Unacceptable behaviour that players are expected to avoid are~~ [may be penalised for include:](#)

(1) Leaves the vicinity of the court during a match without permission from the opponent, referee or the manager.

(2) Offers tactical advice to ~~anyone other than their partner~~ an opponent during a match.

(3) Physically abuses their mallet or other equipment

(4) Disturbs other players during the match.

~~(5) Interrupts the striker by~~ by talking, making noises, standing or moving in front of the striker ~~or otherwise~~, except as permitted or required by the rules.

~~(5)~~ (5) Argues aggressively or continuously with or is aggressive towards ~~an opponent~~ another player.

(6) Fails to accept a decision of a referee on a matter of fact or shows lack of respect for a referee.

(7) ~~Deliberately~~ Knowingly or repeatedly plays the partner ball.

(8) Fails to play with reasonable dispatch. ~~Players are not to waste time~~ The striker is to play within 1 minute of the last turn ending, except where the game is held up because a referee has been called to clarify the rules or watch a stroke.

Commentary on Rule 14(a)(8) (i) A player may request that a referee, spectator, (or in the absence of these) a player, be appointed to time turns for all players. This "time-keeper" may be later dismissed during the game by mutual consent of the players.

(ii) This rule does not give players permission to wait for 1 minute before playing. Players are to play with reasonable despatch. Rather it is intended to prevent excessive deliberation before playing.

(9) Plays after the opponent has clearly asked that play ~~be~~ is stopped to enable an action to be investigated or a ball to be placed.

(10) ~~Uses~~ Places a mark or marker to assist the striker in gauging the strength or direction of a stroke.

(11) Except with the permission of an opponent or referee attempts to perform a non-visual test to determine whether a point has been scored or may be scored.

(12) Provides wrong information to an opponent when asked in accordance with Rule 8(b).

~~(13) Fails to accept a decision of a referee on a matter of fact or shows lack of respect for a referee.~~

~~(14)~~ (13) Acts in such a manner that may bring the game into disrepute.

(b) When a referee is in charge of a match and a player behaves in any of the unacceptable ways the referee is to warn ~~them~~ the player not to do so again. If, during the same match, the offending side repeats the behaviour ~~is repeated~~ or another of the unacceptable behaviours, the referee is to ~~repeat~~ stop the ~~warning~~ match and the next player on the offending side loses their turn. ~~If the~~ After a further occurrence of unacceptable behaviour ~~is repeated again in the same match, by the same side,~~ the referee is to stop the match and ~~the match is awarded~~ award it to the opposing side. In this case the score in the ~~game~~ match in progress is recorded as the winning total (4, 7 or 10) to the winner and the score already recorded by the loser when the game is stopped. Any subsequent games in the match are won to zero.

(c) In the absence of a referee the players are responsible for monitoring behaviour during a match. If a player behaves in any of the unacceptable ways the opponent is to draw attention to the behaviour, and issue a warning not to do so again. If the ~~warning is disputed~~ players are unable to agree that the player has behaved unacceptably the game should be stopped until a referee has ruled on the situation. The referee may rule that the next player on the offending side loses their next turn, and may rule that any repetition of that or ~~manager should be called. If the~~ another unacceptable behaviour ~~is repeated after a warning the actions given will result in Rule 14(b) are to be followed.~~ loss of the match.

Commentary on Rule 14(c) This rule places a lot of responsibility on the shoulders of the players involved. Where possible any disagreement should be resolved amicably, otherwise a referee should be called.

15. Refereeing

(a) The players in all matches are responsible for the fair and correct application of these Rules. A referee may be placed in charge of a match, or may be called on to assist, or may in specific instances intervene to ensure the match proceeds according to these Rules. The presence or absence of a referee does not change the obligation on a player to follow fair and correct play. Players are to warn the other side before playing strokes that may produce a fault or that are forceful. Both sides are responsible for keeping the score, the striker (or referee) announcing it after each point is scored. In the absence of a referee, if there is a difference of opinion on a matter of fact, the opinion of the player with the best view is to be preferred, but if two views are equal, the striker's opinion prevails.

(b) ~~A qualified referee or other suitably experienced person may be called upon in one of~~ Regulations governing the following capacities:

(1) ~~A Referee in Charge is~~ appointment, powers and duties of referees are contained in the WCF Refereeing Regulations. Where a referee ~~who is appointed by the Tournament Referee to take full charge of a match. Such a referee is to supervise all aspects of~~ is not available the match from taking the toss, starting actual play, maintaining the score, ensuring the match is played in accordance with these Rules and resolving any disputes that might arise. ~~A Referee in Charge is also to ensure that any published regulations for a particular tournament that relate to the playing of the match are fully complied with. If requested, a Referee in Charge is to give~~ players information about the progress of the game or an explanation of a Rule, but is not to give advice to any player that is likely to assist the player in any way. ~~A Referee in Charge is not to distract the players or to interfere with play, except to deal with breaches of the Rules, but should be suitably placed to verify the scoring of a point or the fairness of a stroke. A Referee in Charge is not to initiate action under Rule 10.~~

(2) ~~A Referee on Call is a referee who is summoned by a player to watch a stroke. While present, a Referee on Call has the same duties as a Referee in Charge. A Referee on Call is to first establish why the call was made and what the player intends to do, before taking an appropriate position to watch the stroke. Referees on Call are to remain on the court for the particular purpose requested and at their discretion thereafter. A request for a Referee on Call is not to be made if there is a Referee in Charge present.~~

(3) ~~A Referee on Appeal is a referee who is asked by a player to give a decision on a matter of fact or about the Rules after an event has occurred. The referee's duties are the same as those of a Referee on Call. The matter is to be decided by observation or investigation or both. If the referee witnessed the event and need not investigate further, the players are to be so informed and the decision given. In other cases the referee is to decide the appeal after hearing both sides and, if necessary, other witnesses. If the referee observed something relevant the players are to be so informed. The decision is then to be given. In the last resort the referee may give a compromise decision. This may involve arbitrary adjustment of the score, which ball is next to play, the positions of the balls, the number of extra turns outstanding and the time remaining. The referee may decide that a game is to be restarted. Referees on Appeal are to remain on the court for the particular purpose requested and at their discretion thereafter. A Referee on Appeal is not to decide that a fault has been committed unless satisfied of the fact by personal observation or by the evidence of the offender or a Spectator Referee who personally observed the fault. A request for a Referee on Appeal is not to be made if there is a Referee in Charge present.~~

(4) ~~A Spectator Referee is a referee who can only act when there is no Referee in Charge and whose powers and duties are confined to the following:~~

(i) ~~To intervene to ensure that play is lawfully continued after a breach of the Rules is claimed or admitted.~~

(ii) ~~To intervene if a player is heard giving erroneous information on the Rules or in response to a request under Rule 8(b).~~

~~(iii) To intervene if a player is seen to claim a point when the hoop run is not the current hoop in order.~~

~~(iv) To volunteer relevant information to a Referee on Appeal.~~

~~(v) To apply to the Tournament Referee to be appointed to a game.~~

~~**Commentary** — **Rule 15(b)(4)(iii)** This is intended to cover such situations as, for example, players competing for hoop 5 again after running hoop 8, and then perhaps continuing with hoop 6. In this case play should not be stopped until a point is claimed for running hoop 5 (or a later hoop) out of order. The play is valid. But the points for the wrong hoops may not be claimed. When the error is identified play should continue from where the balls lie, but the players should compete for the next hoop in order after the last one correctly made. If clips are being used to track the hoops made it should be easy to identify where the error was made and which is the next hoop in order.~~

~~(e) A player may appeal against a referee's application of the Rules but may not appeal against a referee's ruling on a matter of fact. Appeals are to be made to the Tournament Referee.~~ are joint referees for the match.

16. Handicaps

(a) Handicap games may be played to allow players of different abilities to compete so that they will have more equal chances of success. Rules 1 to 15 above apply except as indicated in this Rule. Each player is allotted a handicap according to ability, ranging from zero for the strongest players up to 12 for the weakest players.

Commentary on Rule 16(a) Members where handicap matches are played may choose to vary the range of handicaps used in their matches.

(b) In singles the weaker player is allowed a number of extra turns equal to the difference between the players' handicaps for 13 point games and as shown in the table for 7 and 19 point games.

Extra Turns Allowed in Handicap Singles Games

Handicap difference	19 Point Game	13 Point Game	7 Point Game
0	0	0	0
1	2	1	1
2	3	2	1
3	5	3	2

4	6	4	2
5	8	5	3
6	9	6	3
7	10	7	4
8	12	8	4
9	13	9	5
10	15	10	5
11	17	11	6
12	19	12	7

(c) In doubles extra turns are given to a player, not a side. ~~The number given (or received) by~~ The lower ~~handicapped player (smaller) handicap~~ handicap on each side ~~to (or is subtracted from)~~ the higher ~~handicapped player handicap~~ handicap on the other side ~~is shown in the table after finding half, and the difference between their handicaps.~~ (d) ~~No point may be scored~~ is halved. The table below shows the number of extra turns available to the higher handicapped player in each comparison. When two players on the same side have the same handicap, they decide in advance which will be considered the lower handicapped player for the ~~striker's side in an extra turn.~~ application of this rule.

Extra Turns Allowed in Handicap Doubles Games

<u>Half</u> handicap difference	19 point game	13 point game	7 point game
0	0	0	0
0.5	1	1	0
1	2	1	1
1.5	2	2	1
2	3	2	1
2.5	4	3	1
3	5	3	2
3.5	5	4	2
4	6	4	2
4.5	7	5	2
5	8	5	3
5.5	8	6	3
6	9	6	3

(d) No point may be scored for the striker's side in an extra turn.

(e) An extra turn may only be played by a striker at the end of that striker's turn and is to be played with the same ball. A striker may play an extra turn at any stage in the game, and, if receiving more than one, may play extra turns in succession.

(f) At the end of a turn a striker intending to take an extra turn is to give a clear indication of the intention and stop the opponent from playing. When a striker decides to play an extra turn after committing a striking fault, Rule 13(b)(1) does not apply and the balls are replaced in the positions they occupied before the fault was committed. A striker who is entitled to play an extra turn and indicates an intention to do so may revoke that decision at any time before playing the stroke, unless the balls have been replaced after a striking fault. The striker's intention not to play an extra turn shall be indicated clearly. A striker who has indicated that an extra turn will not be played is not permitted to change that decision.

(g) An extra turn may not be taken in place of a turn missed because of a non-striking fault or the playing of a wrong ball. If such an extra turn is played and play is stopped before the opponent plays then any balls moved are replaced, the opponent then plays and the right to the extra turn is restored to the owner. However, if such an extra turn is played, and the opponent then plays before play is stopped, the extra turn stands as valid play.

(h) The administration of the handicap system is the responsibility of each national croquet ~~association~~body.

Official Rulings on the 2007 Edition of Appendix to the WCF Golf Croquet Rules. (GCOR2012) 2013

June 2012

From time to time, between full revisions of the Golf Croquet Rules, the WCF Golf Croquet Rules Committee intends to release Official Rulings. They are prepared in response to questions about how particular Rules should be applied and have the same standing as the Rules themselves.

Rule 5 Ruling:

~~5.1 A game starts when a player strikes or attempts to strike a ball with the intention of starting the game.~~

~~5.2 Balls are outside agencies until they are played into the game in accordance with rule 5. If it is noticed that a wrong ball has been played before all four balls have been played into the game, the game reverts to its state after the last turn played correctly in sequence.~~

~~5.3 If the striker commits a non-striking fault before the ball is played in one of the first four turns of the game the ball remains an outside agency until it is played from the starting area in a later turn.~~

~~5.4 If the striker commits a striking fault in one of the first four turns, the ball has been played into the game irrespective of whether the opponent chooses to leave it where it stopped or to have it replaced in the position it occupied in the starting area before the fault was committed.~~

Rule 6 Ruling:

~~6.1 If a player while preparing to strike a ball, makes contact with another ball, not the striker's ball, and before striking the ball he intends to strike, the contact is a non-striking fault and not the playing of a wrong ball.~~

Rule 8 Ruling:

~~8.1 If a player acts on incorrect information given by the opponent and it is discovered before that player plays the same ball again, the player shall have the choice of a replay or allowing the play to stand, including any points scored in order.~~

Rule 9 Ruling:

~~9.1 When two sides play simultaneously or nearly simultaneously, so that two balls are in motion at the same time, the striker is deemed to have played first irrespective of the actual order in which the two strokes were played and the other side commits a non-striking fault. If the commission of the fault affects the outcome of the striker's play, the striker may choose to have all balls affected by the fault replaced in the positions they occupied before either stroke was played and to replay the turn. ~~If the striker's ball runs a hoop in order or causes another ball so to do after being affected by the fault, the striker may choose to waive the fault and score the point and, in that case, the other side does not lose its next turn.~~~~

~~9.2 When both players of a side play simultaneously or nearly simultaneously so that two balls are in motion at the same time the striker's play stands and the partner has committed a non-striking fault. No replay is permitted.~~

~~9.3 If an outside agency, other than a scoring clip, is in place before a stroke is played, and the outside agency is hit by a moving ball, then Rule 9(f) does not apply. The opponent has the choice of leaving the moving ball where it stopped or of placing it where the opponent felt it would have stopped if there had been no interference. In particular no replay is permitted.~~

~~9.4 Scoring clips, whether on the ground or on a hoop, are outside agencies (Rule 9(d)). As such they should be removed before a stroke is played if the ball is likely to hit the clip. If the clip is not removed and the ball does hit it then the ball stays where it has stopped, there is no replay, and no point is scored in that turn. If a clip which is dropped after the striker has played, is hit by a moving ball then Rule 9(f) applies.~~

~~Rule 10 Ruling:~~

~~10.1 The exemption under Law 10(b)(2) shall not apply to a ball whose owner misses a turn in that position because of a non-striking fault.~~

~~10.2 The exemption under Rule 10(b)(3) does not result from a ball being played away from an opponent ball with which it was in contact~~

~~10.3 Reference to the play of the owner of an offside ball in Rule 10(c)(2), includes play by the partner in a doubles game and play of either of the owner's balls in a singles game.~~

~~Rule 12 Ruling
The provisions of clause 12(b) shall not apply to a striker during the period between when the striker's mallet makes first contact with the striker's ball and when the striker leaves his stance under control~~

~~Rule 15 Ruling:~~

~~15.1 A referee should only intervene under Rule 15(b)(4)(iii) if he is personally watching the game and is able to stop play immediately after the stroke in which a hoop is incorrectly run.~~

Regulations for an Automatic Handicapping System

This Appendix describes a system used to administer a Handicapping system for use with the WCF GC Rules. National Croquet Associations who play competitive handicap matches may choose to adopt the system as described here, to modify it to better suit their needs, or to produce their own Regulations for handling handicaps. In the latter case, members may select what is appropriate from these regulations.

As in many handicapping systems a Golf Croquet handicap serves two functions. The self-evident one is to provide more opportunity for players to compete successfully against stronger players in special handicap competitions. The second purpose is to enable players to be placed in divisions or grades where they may compete against players of similar abilities.

1. Using handicaps in play.

In matches where handicap play is being used, Rule 16 of the WCF Rules applies.

2. An Automatic Handicap System for Golf Croquet

Handicaps are initially set for each player using paragraphs 3 or 4 below. Thereafter they are changed automatically based on player's success in both singles and doubles games as described in paragraph 5 below. Non- automatic changes in handicaps may also be made as described in paragraph 6 below.

3. Setting initial handicaps for players new to any form of croquet.

Players who are new to croquet are to have their initial handicap set by the following procedure. Start from the fourth corner and count the number of strokes taken to run hoops one to six inclusive. Complete this exercise three times to the best of their ability. The total number of strokes over the three rounds is the grading score. This score is used to assess their handicap and index from Table A below.

Table A

<u>Grading score</u>	<u>Initial Index</u>	<u>Initial handicap</u>
<u>less than 70</u>	<u>100</u>	<u>10</u>
<u>70 to 80</u>	<u>50</u>	<u>11</u>
<u>more than 80</u>	<u>0</u>	<u>12</u>

This will not be an accurate handicap as it measures only some of the skills and tactics needed. Players should initially play with this handicap and the automatic system will eventually obtain a correct value. Note that players should not be started automatically on 12, and it would be unusual to start a new player on less than 10.

4. Setting initial Golf Croquet handicaps for players with an Association Croquet handicap.

Players who start Golf Croquet with Association Croquet experience should have their handicaps and initial index set by Table B. The first column should be modified to fit a National Croquet Association's handicap range in

Association Croquet. Similar tables should be devised where other forms of croquet are commonly played.

Table B

<u>Association Croquet Handicap</u>	<u>Initial Index</u>	<u>Initial Golf Croquet Handicap</u>
<u>AC world ranking grade over 2600</u>	<u>1000</u>	<u>0</u>
<u>-4 to -2.5</u>	<u>800</u>	<u>1</u>
<u>-2 to -0.5</u>	<u>650</u>	<u>2</u>
<u>0 to 1.5</u>	<u>500</u>	<u>3</u>
<u>2 to 3.</u>	<u>400</u>	<u>4</u>
<u>4 to 5</u>	<u>350</u>	<u>5</u>
<u>6 to 7</u>	<u>300</u>	<u>6</u>
<u>8 to 9</u>	<u>250</u>	<u>7</u>
<u>10</u>	<u>200</u>	<u>8</u>
<u>12</u>	<u>150</u>	<u>9</u>
<u>14 to 16</u>	<u>100</u>	<u>10</u>
<u>18 to 20</u>	<u>50</u>	<u>11</u>
<u>22 to 24</u>	<u>0</u>	<u>12</u>

4. When Handicaps Change

Golf Croquet Handicaps change when the player's index points reach a trigger point for a handicap which is not their current handicap. They change immediately before the next game played, even if the next game is part of the same best-of-3 or best-of-5 match. The trigger points are shown in Table C. Table C also shows the range of index points for which the handicap on that line does not change.

Table C

<u>Handicaps</u>	<u>Trigger Points for this handicap</u>	<u>Range for which there is no change for this handicap</u>
<u>0</u>	<u>1000</u>	<u>1000 to 801</u>
<u>1</u>	<u>800</u>	<u>999 to 651</u>
<u>2</u>	<u>650</u>	<u>799 to 501</u>
<u>3</u>	<u>500</u>	<u>649 to 401</u>
<u>4</u>	<u>400</u>	<u>499 to 351</u>

<u>5</u>	<u>350</u>	<u>399 to 301</u>
<u>6</u>	<u>300</u>	<u>349 to 251</u>
<u>7</u>	<u>250</u>	<u>299 to 201</u>
<u>8</u>	<u>200</u>	<u>249 to 151</u>
<u>9</u>	<u>150</u>	<u>199 to 101</u>
<u>10</u>	<u>100</u>	<u>149 to 51</u>
<u>11</u>	<u>50</u>	<u>99 to 50</u>
<u>12</u>	<u>0</u>	<u>49 to 0</u>

The maximum index is 1000. The Minimum index is 0.

5. When Indexes change

A player's index normally changes after every competition game played, whether doubles or singles.

However players whose handicap is 10, 11 or 12 do not lose index points, although their successful opponents do gain index points, and players whose index is 1000 cannot gain index points, although their unsuccessful opponents do lose index points. Except as noted here the amounts of index change are given by paragraphs 5.1 to 5.4.

5.1 Index changes in Handicap Singles games

In handicap singles games the winner's index increases by 10 and the loser's index decreases by 10.

5.2 Index changes in Handicap Doubles games

In handicap doubles games the indexes of both winner's increase by 5 points and the indexes of both losers decrease by 5 points.

5.3 Index changes in level singles games.

In level games the winner's index increases and the loser's index decreases by the amount shown in Table D.

Table D

		<u>Loser's Handicap</u>													
		<u>0</u>	<u>1</u>	<u>2</u>	<u>3</u>	<u>4</u>	<u>5</u>	<u>6</u>	<u>7</u>	<u>8</u>	<u>9</u>	<u>10</u>	<u>11</u>	<u>12</u>	
<u>Winner's Handicap</u>	<u>0</u>	<u>10</u>	<u>6</u>	<u>4</u>	<u>2</u>	<u>1</u>	<u>1</u>	<u>1</u>	<u>1</u>	<u>1</u>	<u>1</u>	<u>1</u>	<u>1</u>	<u>1</u>	
	<u>1</u>	<u>14</u>	<u>10</u>	<u>7</u>	<u>4</u>	<u>3</u>	<u>3</u>	<u>2</u>	<u>2</u>	<u>1</u>	<u>1</u>	<u>1</u>	<u>1</u>	<u>1</u>	
	<u>2</u>	<u>16</u>	<u>13</u>	<u>10</u>	<u>7</u>	<u>5</u>	<u>4</u>	<u>4</u>	<u>3</u>	<u>3</u>	<u>2</u>	<u>2</u>	<u>1</u>	<u>1</u>	
	<u>3</u>	<u>18</u>	<u>16</u>	<u>13</u>	<u>10</u>	<u>8</u>	<u>7</u>	<u>6</u>	<u>5</u>	<u>4</u>	<u>4</u>	<u>3</u>	<u>3</u>	<u>2</u>	
	<u>4</u>	<u>19</u>	<u>17</u>	<u>15</u>	<u>12</u>	<u>10</u>	<u>9</u>	<u>8</u>	<u>7</u>	<u>6</u>	<u>5</u>	<u>4</u>	<u>4</u>	<u>3</u>	

<u>5</u>	<u>19</u>	<u>17</u>	<u>16</u>	<u>13</u>	<u>11</u>	<u>10</u>	<u>9</u>	<u>8</u>	<u>7</u>	<u>6</u>	<u>5</u>	<u>4</u>	<u>4</u>
<u>6</u>	<u>19</u>	<u>18</u>	<u>16</u>	<u>14</u>	<u>12</u>	<u>11</u>	<u>10</u>	<u>9</u>	<u>8</u>	<u>7</u>	<u>6</u>	<u>5</u>	<u>4</u>
<u>7</u>	<u>19</u>	<u>18</u>	<u>17</u>	<u>15</u>	<u>13</u>	<u>12</u>	<u>11</u>	<u>10</u>	<u>9</u>	<u>8</u>	<u>7</u>	<u>6</u>	<u>5</u>
<u>8</u>	<u>19</u>	<u>19</u>	<u>17</u>	<u>16</u>	<u>14</u>	<u>13</u>	<u>12</u>	<u>11</u>	<u>10</u>	<u>9</u>	<u>8</u>	<u>7</u>	<u>6</u>
<u>9</u>	<u>19</u>	<u>19</u>	<u>18</u>	<u>16</u>	<u>15</u>	<u>14</u>	<u>13</u>	<u>12</u>	<u>11</u>	<u>10</u>	<u>9</u>	<u>8</u>	<u>7</u>
<u>10</u>	<u>19</u>	<u>19</u>	<u>18</u>	<u>17</u>	<u>16</u>	<u>15</u>	<u>14</u>	<u>13</u>	<u>12</u>	<u>11</u>	<u>10</u>	<u>9</u>	<u>8</u>
<u>11</u>	<u>19</u>	<u>19</u>	<u>19</u>	<u>17</u>	<u>16</u>	<u>16</u>	<u>15</u>	<u>14</u>	<u>13</u>	<u>12</u>	<u>11</u>	<u>10</u>	<u>9</u>
<u>12</u>	<u>19</u>	<u>19</u>	<u>19</u>	<u>18</u>	<u>17</u>	<u>16</u>	<u>16</u>	<u>15</u>	<u>14</u>	<u>13</u>	<u>12</u>	<u>11</u>	<u>10</u>

Note: Players on a handicap of 10, 11 or 12, do not lose index points

5.4 Index changes in level doubles games.

In level doubles games the combined handicaps are found for each side. The difference is found, then table E shows the points gained by both winners and the points lost by both losers.

Table E

<u>Difference in the combined handicaps</u>	<u>Larger combined handicaps won</u>	<u>Smaller combined handicaps won</u>
<u>0 to 3</u>	<u>5</u>	<u>5</u>
<u>4 to 7</u>	<u>6</u>	<u>4</u>
<u>8 to 11</u>	<u>7</u>	<u>3</u>
<u>12 to 15</u>	<u>8</u>	<u>2</u>
<u>16 to 24</u>	<u>9</u>	<u>1</u>

Note: Players on a handicap of 10, 11 or 12, do not lose index points

5.5 Record keeping.

Each member association should organise a system for keeping track of Index changes and handicap changes. This may be through the use of index cards, tables or other means.

6. Administration of the Golf Croquet Handicap System and Non-automatic handicap changes

Each National Croquet Association where Golf Croquet is played should appoint a National Golf Croquet Handicapper, and each club where Golf Croquet is played should appoint either a Club Golf Croquet Handicapper or Handicapping Committee.

The functions of the Club GC Handicapper would be to:

1. Set initial handicaps for New-to-Croquet members or experienced Croquet players starting to play Golf Croquet.
1. Monitor the use of the index cards to ensure they are understood and used correctly.
2. Watch for players whose improvement is outpacing progress on the card and recommend to the National Handicapper that a decrease in handicap be applied. Except where a handicap is grossly wrong such changes should be by either 1 or 2, with the index set to the trigger point for the new handicap.
3. Listen to requests for handicap extensions and make recommendations to the National GC Handicapper. Such extensions should normally be granted only for a player returning to croquet after ill health. Gradual deterioration in play or a return in good health should be dealt with by the automatic system.
4. Maintain a record of Golf Croquet handicaps for club members.

The functions of the National Golf Croquet Handicapper would be to:

1. Assist and advise the Club GC Handicappers
2. Approve applications by Club Handicappers for non-automatic reductions or extensions. Non-approval would be rare and would only follow full discussion.